

Lecture 17

Priority Queues

15-122: Principles of Imperative Computation (Spring 2018)
Frank Pfenning, Rob Simmons

In this lecture we will look at *priority queues* as an abstract type and discuss several possible implementations. We then pick the representation as *heaps* and start to work towards an implementation (which we will complete in the next lecture). Heaps have the structure of binary trees, a very common structure since a (balanced) binary tree with n elements has depth $O(\log n)$. During the presentation of algorithms on heaps we will also come across the phenomenon that invariants must be temporarily violated and then restored. We will study this in more depth in the next lecture. From the programming point of view, we will see a cool way to implement binary trees in arrays which, alas, does not work very often.

This maps as follows to our learning goals:

Computational Thinking: We focus on the trade-offs of various representations for a given data structure, and dip our toes in the idea of temporarily violating invariants.

Algorithms and Data Structures: We introduce priority queues, a common data structure for prioritized task lists, and heaps, an efficient way to implement them.

Programming: For once, we won't be doing any programming in this lecture!

1 Priority Queues

A priority queue is like a queue, a stack, or an unbounded array: there's an add function (`enq`, `push`, `arr_add`) and a delete function (`deq`, `pop`, `arr_rem`). Stacks and queues can be generally referred to as *worklists*. A priority queue will be a new kind of worklist. We think of each element as a

task: we put all the work we need to do on the worklist (like enq/push/add), and then consult the worklist to find out what work we should do next (like deq/pop/rem).

Queues and stacks have a *fixed* way of deciding which element gets removed: queues always remove the element that was added first (FIFO), and stacks always remove the element that was added most recently (LIFO). This makes the client interface for generic stacks and queues very easy: the queue or stack doesn't need to know anything about the generic type `elem`. The library doesn't even need to know if `elem` is a pointer. (Of course, as clients, we'll probably want `elem` to be defined as the generic type `void*`.)

For example, here's again the interface for stacks:

```

/* Client interface for stacks */
// typedef _____ elem;

/* Library interface for stacks */
// typedef _____* stack_t;

bool stack_empty(stack_t S)
    /*@requires S != NULL; @*/ ;

stack_t stack_new()
    /*@ensures \result != NULL; @*/ ;

void push(stack_t S, elem x)
    /*@requires S != NULL; @*/ ;

elem pop(stack_t S)
    /*@requires S != NULL && !stack_empty(S); @*/ ;

```

Rather than fixing, once and for all, the definition of what elements will get returned first, priority queues allow the client to decide in what order elements will get removed. The client has to explain how to give every element a *priority*, and the priority queue ensures that whichever element has the *highest priority* will get returned first. For example, in an operating system the runnable processes might be stored in a priority queue, where certain system processes are given a higher priority than user processes. Similarly, in a network router packets may be routed according to some assigned priorities.

To implement the library of priority queues, we need the user to give us a function `higher_priority(x,y)` that returns true only when `x` has strictly higher priority than `y`.

```
/* Client-side interface for priority queues */
// typedef _____ elem;
```

```
typedef bool higher_priority_fn(elem e1, elem e2);
```

Once we've defined the client interface for priority queues, the interface is very similar to the stacks and queues we've seen before: `pq_new` creates a new priority queue, `pq_empty` checks whether any elements exist, and `pq_add` and `pq_rem` add and remove elements, respectively. We also add a function `pq_peek` which returns the element that should be removed next without actually removing it. For stacks, this operation can be implemented on the client-side in constant time, but that is not the case for queues and may not be the case for priority queues.

```
/* Library-side interface */
// typedef _____* pq_t;
```

```
bool pq_empty(pq_t P)
    /*@requires P != NULL; @*/ ;
```

```
pq_t pq_new(higher_priority_fn* prior)
    /*@requires prior != NULL; @*/
    /*@ensures \result != NULL; @*/
    /*@ensures pq_empty(\result); @*/ ;
```

```
void pq_add(pq_t P, elem x)
    /*@requires P != NULL; @*/ ;
```

```
elem pq_rem(pq P)
    /*@requires P != NULL && !pq_empty(P); @*/ ;
```

```
elem pq_peek(pq P)
    /*@requires P != NULL && !pq_empty(P); @*/ ;
```

In this lecture, we will actually use heaps to implement *bounded* priority queues. When we create a bounded worklist, we pass a strictly positive maximum capacity to the function that creates a new worklist (`pq_new`). We also add a new function that checks whether a worklist is at maximum

capacity (`pq_full`). Finally, it is a precondition to `pq_add` that the priority queue must not be full. Bounding the size of a worklist may be desirable to prevent so-called *denial-of-service attacks* where a system is essentially disabled by flooding its task store. This can happen accidentally or on purpose by a malicious attacker. To accommodate this, we make the following addition and changes to the above interface:

```
/* Library-side interface -- heap implementation */
// ...
```

```
bool pq_full(pq_t P)
    /*@requires P != NULL; @*/ ;

pq_t pq_new(int capacity, higher_priority_fn* prior)
    /*@requires capacity > 0 && prior != NULL; @*/
    /*@ensures \result != NULL; @*/
    /*@ensures pq_empty(\result); @*/ ;

void pq_add(pq_t P, elem x)
    /*@requires P != NULL && !pq_full(P); @*/ ;
```

2 Some Implementations

Before we come to heaps, it is worth considering different implementation choices for bounded priority queues and consider the complexity of various operations.

The first idea is to use an unordered array where the length of the array is the maximum capacity of the priority queue, along with a current size n . Inserting into such an array is a constant-time operation, since we only have to insert it at n and increment n . However, finding the highest-priority element (`pq_peek`) will take $O(n)$, since we have to scan the whole portion of the array that's in use. Consequently, removing the highest-priority element also takes $O(n)$: first we find the highest-priority element, then we swap it with the last element in the array, then we decrement n .

A second idea is to keep the array sorted. In this case, inserting an element is $O(n)$. We can quickly (in $O(\log n)$ steps) find the place i where it belongs using binary search, but then we need to shift elements to make room for the insertion. This takes $O(n)$ copy operations. Finding the highest-priority element is definitely $O(1)$, and if we arrange the array so that the

highest-priority elements are at the end, deletion is also $O(1)$.

If we instead keep the elements sorted in an AVL tree, the AVL height invariant ensures that insertion becomes a $O(\log n)$ operation. We haven't considered deletion from AVL trees, though it can be done in logarithmic time.

The heap structure we present today also gives logarithmic time for adding an element and removing the element of highest priority. Heaps are also more efficient, both in terms of time and space, than using balanced binary search trees, though only by a constant factor.

In summary:

	pq_add	pq_rem	pq_peek
unordered array	$O(1)$	$O(n)$	$O(n)$
ordered array	$O(n)$	$O(1)$	$O(1)$
AVL tree	$O(\log n)$	$O(\log n)$	$O(\log n)$
heap	$O(\log n)$	$O(\log n)$	$O(1)$

3 The Min-heap Ordering Invariant

A *min-heap* is a binary tree structure, but it is a very different binary tree than a binary search tree.

The min-heaps we are considering now can be used as priority queues of integers, where *smaller* integers are treated as having *higher priority*. (The alternative is a *max-heap*, where *larger* integers are treated as having higher priority.) Therefore, while we focus our discussion on heaps, we will talk about "removing the minimal element" rather than "removing the element with the highest priority."

Typically, when using a priority queue, we expect the number of inserts and deletes to roughly balance. Then neither the unordered nor the ordered array provide a good data structure since a sequence of n inserts and deletes will have worst-case complexity $O(n^2)$. A heap uses binary trees to do something in between ordered arrays (where it is fast to remove) and unordered arrays (where it is fast to add).

A min-heap is a binary tree where the invariant guarantees that the minimal element is at the root of the tree. For this to be the case we just require that the key of a node be less than or equal to the keys of its children. Alternatively, we could say that each node except the root is greater than or equal to its parent.

Min-heap ordering invariant (alternative 1): The key of each node in the tree is less than or equal to all of its children's keys.

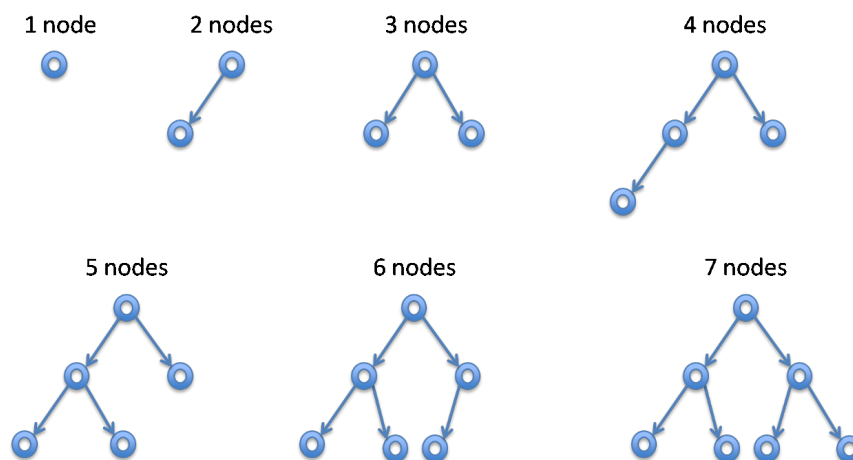
Min-heap ordering invariant (alternative 2): The key of each node in the tree except for the root is greater than or equal to its parent's key.

These two characterizations are equivalent. Sometimes it turns out to be convenient to think of it one way, sometimes the other. Either of them implies that the minimal element in the heap is at the root, due to the transitivity of the ordering.

Given any tree obeying the min-heap ordering invariant, we know that the minimal element is at the root of the tree. Therefore, we can expect that we can find the minimal element in $O(1)$ time.

4 The Heap Shape Invariant

We'll simultaneously give heaps a second invariant: we fill the tree level by level, from left to right. This means the shape of the tree is completely determined by the number of elements in it. Here are the shapes of heaps with 1 through 7 nodes:

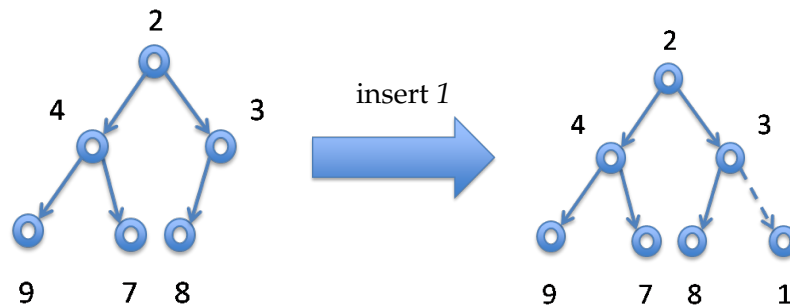


We call this latter invariant the *heap shape invariant*. A tree that has the heap shape invariant is almost perfectly balanced.

The heap shape invariant would not be a useful invariant for a binary search tree, because it is too costly to do insertion in a binary search tree while maintaining both the binary search tree ordering invariant and the heap shape invariant. As we will see, we can do addition to heaps and removal from heaps quite efficiently while maintaining both the heap shape invariant and the heap ordering invariant.

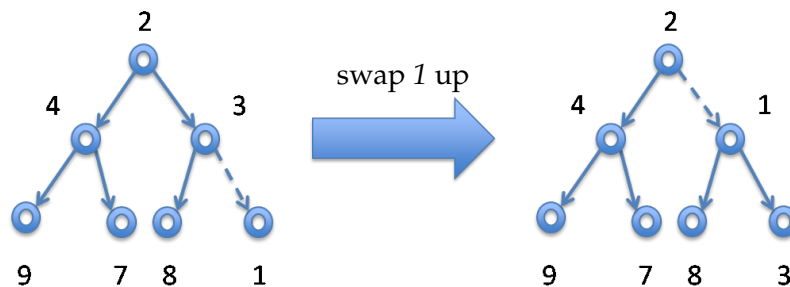
5 Adding to a Heap

When we add a new integer to a min-heap, we already know (by the shape invariant) where a new node has to go. However, we cannot simply put the new data element there, because it might violate the ordering invariant. We do it anyway and then work to restore the invariant. We will talk more about temporarily violating a data structure invariant in the next lecture, as we develop code. Let's consider an example. On the left is the heap before insertion of data with key 1; on the right after, but before we have restored the invariant.



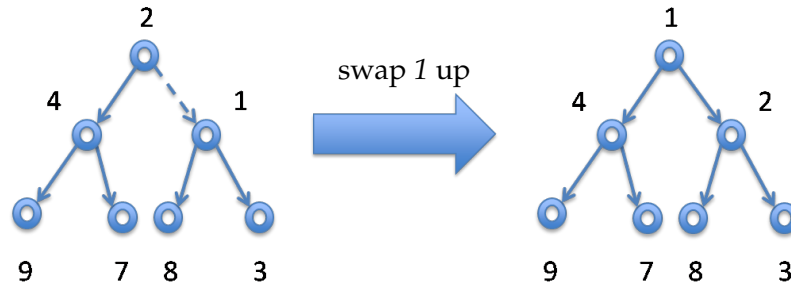
The dashed line indicates where the ordering invariant might be violated. And, indeed, $3 > 1$.

We can fix the invariant at the dashed edge by swapping the two nodes. The result is shown on the right.



The link from the node with key 1 to the node with key 8 will always satisfy the invariant, because we have replaced the previous key 3 with a smaller key (1). But the invariant might now be violated going up the tree to the root. And, indeed $2 > 1$.

We repeat the operation, swapping 1 with 2.



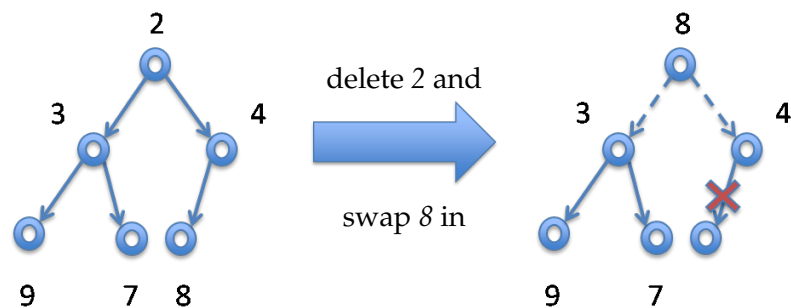
As before, the link between the root and its left child continues to satisfy the invariant because we have replaced the key at the root with a smaller one. Furthermore, since the root node has no parent, we have fully restored the ordering invariant.

In general, we swap a node with its parent if the parent has a strictly greater key. If not, or if we reach the root, we have restored the ordering invariant. The shape invariant was always satisfied since we inserted the new node into the next open place in the tree.

The operation that restores the ordering invariant is called *sifting up*, since we take the new node and move it up the heap until the invariant has been reestablished. The complexity of this operation is $O(l)$, where l is the number of levels in the tree. For a tree of $n \geq 1$ nodes there are $\log_2 n + 1$ levels. So the complexity of inserting a new node is $O(\log n)$, as promised.

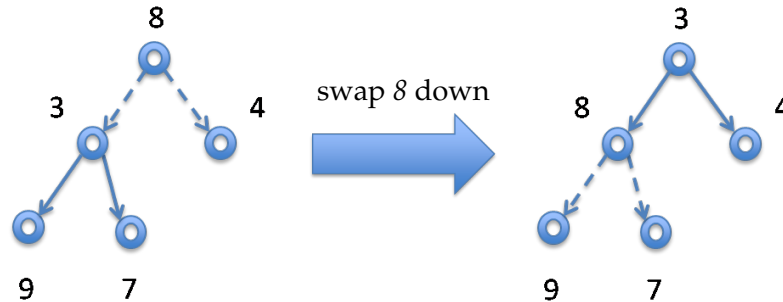
6 Removing the Minimal Element

To delete the minimal element from a min-heap we cannot simply delete the root node where the minimal element is stored, because we would not be left with a tree. But by the shape invariant we know how the post-deletion tree has to be shaped. So we take the *last* element in the bottom-most level of the tree and move it to the root, and delete that last node.



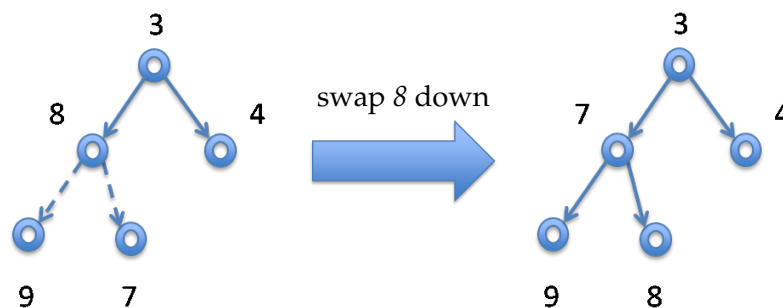
However, the node that is now at the root might have a strictly greater key than one or both of its children, which would violate the ordering invariant.

If the ordering invariant is indeed violated, we swap the node with the *smaller* of its children.



This will reestablish the invariant at the root. In general we see this as follows. Assume that before the swap the invariant is violated, and the left child has a smaller key than the right one. It must also be smaller than the root, otherwise the ordering invariant would hold. Therefore, after we swap the root with its left child, the root will be smaller than its left child. It will also be smaller than its right child, because the left was smaller than the right before the swap. When the right child is smaller than the left, the argument is symmetric.

Unfortunately, we may not be done, because the invariant might now be violated at the place where the old root ended up. If not, we stop. If yes, we compare the children as before and swap with the smaller one.



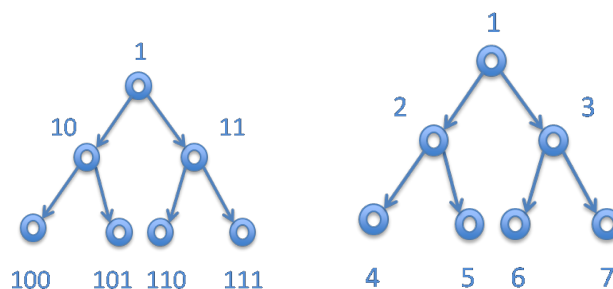
We stop this downward movement of the new node if either the ordering invariant is satisfied, or we reach a leaf. In both cases we have fully restored the ordering invariant. This process of restoring the invariant is called *sifting down*, since we move a node down the tree. As in the case for

insert, the number of operations is bounded by the number of levels in the tree, which is $O(\log n)$ as promised.

7 Representing Heaps as Arrays

A first thought on how to represent a heap would be using structs with pointers. The sift-down operation follows the pointers from nodes to their children, and the sift-up operation goes from children to their parents. This means all interior nodes require three pointers: one to each child and one to the parent, the root requires two, and each leaf requires one. We'd also need to keep track of the number of nodes in the tree.

While a pointer structure is not unreasonable, there is a more elegant representation using arrays. We use binary numbers as addresses of tree nodes, numbering nodes level by level starting at the root, and left to right on each level. Assume a node has index i . Then we append a 0 to the binary representation of i to obtain the index for the left child and a 1 to obtain the index of the right child. We start at the root with the number 1. If we tried to use 0, then the root and its left child would get the same address. The node number for a full three-level tree on the left in binary and on the right in decimal.



Mapping this back to numeric operations, for a node at index i we obtain its left child as $2i$, its right child as $2i + 1$, and its parent as $i/2$. Care must be taken, since any of these may be out of bounds of the array. A node may not have a right child, or neither right nor left child, and the root does not have a parent.

In the next lecture we will write some code to implement heaps and reason about its correctness.

Exercises

Exercise 1. *One of many options is using a sorted linked list instead of a sorted array to implement priority queues. What is the complexity of the priority queue operations on this representation? What are the advantages/disadvantages compared to an ordered array?*

Exercise 2. *Consider implementing priority queues using an unordered list instead of an unordered array to implement priority queues. What is the complexity of the priority queue operations on this representation? What are the advantages/disadvantages compared to an unordered array?*