

Lecture 11

Unbounded Arrays

15-122: Principles of Imperative Computation (Spring 2020)
Rob Simmons, Frank Pfenning

Arrays have efficient $O(1)$ access to elements given an index, but their size is set at allocation time. This makes storing an unknown number of elements problematic: if the size is too small we may run out of places to put them, and if it is too large we will waste memory. Linked lists do not have this problem at all since they are extensible, but accessing an element is $O(n)$. In this lecture, we introduce *unbounded arrays*, which like lists can hold an arbitrary number of elements, but also allow these element to be retrieved in $O(1)$ time? What gives? Adding (and removing) an element to the unbounded array has cost either $O(1)$ or $O(n)$, but in the long run the average cost of each such operation is constant — the challenge will be to prove this last statement!

This maps to our learning goals as follows

Programming: We introduce *unbounded arrays* and operations on them.

Algorithms and Data Structures: Analyzing them requires *amortized analysis*, a particular way to reason about sequences of operations on data structures.

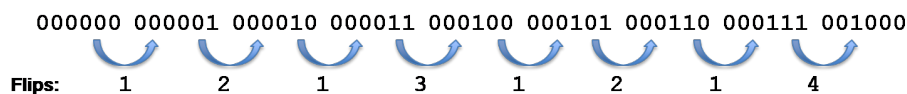
Computational Thinking: We also briefly talk again about *data structure invariants* and *interfaces*, which are crucial computational thinking concepts.

But first, let's introduce the idea of amortized analysis on a simpler example.

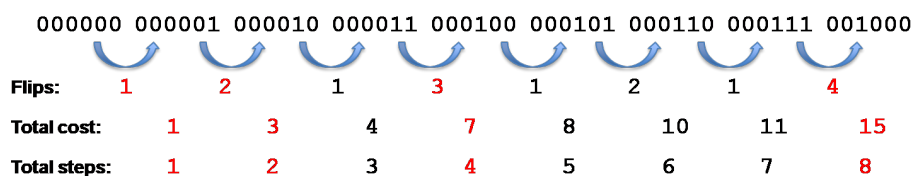
1 The n -bit Counter

A simple example we use to illustrate amortized analysis is the idea of a *binary counter* that we increment by one at a time. If we have to flip each bit

individually, flipping n bits takes $O(n)$ time.

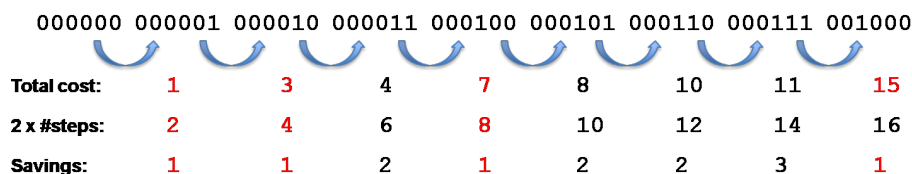


Obviously, if we have an n -bit counter, the worst case running time of a single increment operation is $O(n)$. But does it follow that the worst case running time of k operations is $O(kn)$? Not necessarily. Let's look more carefully at the cases where the operation we have to perform is the *most expensive operation we've yet considered*:



We can observe two things informally. First, the most expensive operations get further and further apart as time goes on. Second, whenever we reach a most-expensive-so-far operation at step k , the total cost of all the operations up to and including that operation is $2k - 1$. Can we extend this reasoning to say that the total cost of performing k operations will never exceed $2k$?

One metaphor we frequently use when doing this kind of analysis is banking. It's difficult to think in terms of savings accounts full of microseconds, so when we use this metaphor we usually talk about *tokens*, representing an abstract notion of cost. With a token, we can pay for the cost of a particular operation; in this case, the constant-time operation of flipping a bit. If we *reserve (or budget) two tokens* every time we perform any increment, putting any excess into a savings account, then we see that after the expensive operations we've looked out, our savings account contains 1 token. Our savings account appears to never run out of money.



This is good evidence, but it still isn't a proof. To offer something like a proof, as always, we need to talk in terms of *invariants*. And we can see a

very useful invariant: the number of 1 bits always matches the number in our savings account! This observation leads us to the last trick that we'll use when we perform amortized analysis in this class: we associate one token with each 1 in the counter as part of a *meta data structure invariant*. Like normal data structure invariants, this meta data data structure invariant should hold before and after carrying out an operation on the data structure. Differently from normal data structure invariants, it is not captured in code — it resides in our minds only.

2 Amortized Analysis With Data Structure Invariants

Whenever we increment the counter, we'll always flip some number (maybe zero) of lower-order 1's to 0, and then we'll flip exactly one 0 to 1 (unless we're out of bits in the counter). For example, incrementing the 8-bit counter 10010011 yields 10010100: the two rightmost 1's got flipped to 0's, the rightmost 0 was flipped into a 1, and all other bits were left unchanged. We can explain budgeting two tokens for each increment as follows: one token is used to pay for flipping the rightmost 0 in the current operation, and one token is saved for when the resulting 1 will need to be flipped into a 0 as part of a future increment. So, how do we pay for flipping the rightmost 1's in this example? By using the tokens that were saved when they got flipped from a 0 into the current 1.

No matter how many lower-order 1 bits there are, the flipping of those low-order bits is paid for by the tokens associated with those bits. Then, because we're always gaining 2 tokens whenever we perform an increment, one of those tokens can be used to flip the lowest-order 0 to a 1 and the other one can be associated with that new 1 in order to make sure the data structure invariant is preserved. Graphically, *any* time we increment the counter, it looks like this:



(Well, not every time: if the counter is limited to n bits and they're all 1, then we'll flip all the bits to 0. In this case, we can just throw away or lose track of our two new tokens, because we can restore the data structure invariant without needing the two new tokens. In the accounting or banking view,

when this happens we observe that our savings account now has some extra savings that we'll never need.)

Now that we've rephrased our operational argument about the amount of savings as a data structure invariant that is always preserved by the increment operation, we can securely say that, each time we increment the counter, it suffices to reserve exactly two tokens. This means that a series of k increments of the n -bit counter, starting when the counter is all zeroes, will take time in $O(k)$. We can also say that each individual operation has an *amortized running time* of 2 bit flips, which means that the *amortized cost* of each operation is in $O(1)$. It's not at all contradictory for bit flips to have an amortized running time in $O(1)$ and a worst-case running time in $O(n)$.

In summary: to talk about the amortized running time (or, more generally, the amortized *cost*) of operations on a data structure, we:

1. Invent a notion of *tokens* that stand in for the resource that we're interested in (usually time — in our example, a token is spent each time a bit is flipped);
2. Specify, for any instance of the data structure, how many tokens need to be held in reserve as part of the data structure invariant (in our example, one token for each 1-bit);
3. Assign, for each operation we might perform on the data structure, an amortized cost in tokens (in our example, two tokens for each increment);
4. Prove that, for any operation we might perform on the data structure, the amortized cost plus the tokens held in reserve as part of the data structure invariant suffices to restore the data structure invariant.

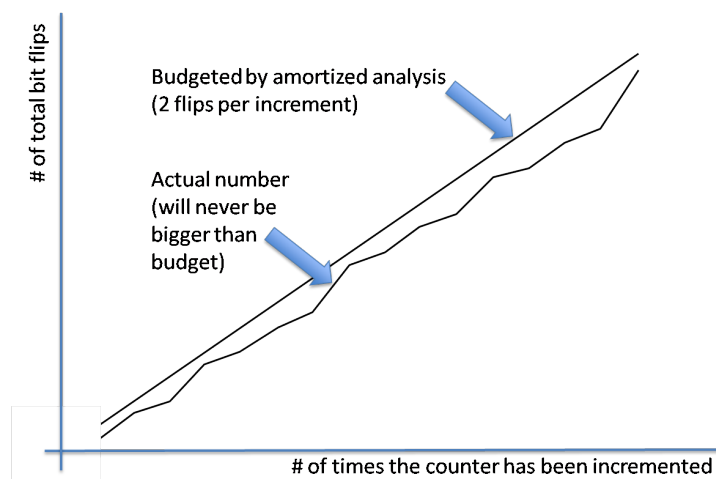
This analysis proves that, for any *sequence* of operations on a data structure, the cumulative cost of that sequence of operations will be less than or equal to the sum of the amortized cost of those operations. Even if some of the operations in that sequence have high cost (take a long time to run), that will be at least paid for by other operations that have low cost (take a short time to run).

This form of amortized analysis is sometimes called the *potential method*. It is a powerful mathematical technique, but we'll only use it for relatively simple examples in this class.

3 What amortized analysis means

Tokens aren't real things, of course! They are stand-ins for the actual resources we're interested in. Usually, the resource we are concerned about is time, so we match up tokens to the (frequently constant-time) operations we have to do on our data structure. In the current example, we might be storing the counter as an array of `bool` values, in which case it would take a constant-time array write to flip one of the bits in the counter. (Tokens will also correspond to array writes in the unbounded array example we consider next.)

We do amortized analysis in order to prove that the *inexpensive operations early on* suffice to pay for *any expensive operations* that happen later. There's no uncertainty with amortized analysis: we know that, if we calculate our overall time as if each increment costs two bit flips, we will never underestimate the total cost of our computation.



This is different than average case analysis for quicksort, where we know that sometimes the total cost of sorting could be higher than predicted (if we get unlucky in our random pivot selection). There's no luck in our amortized analysis: we know that the total cost of k increments is in $O(k)$, even though the worst case cost of a single increment operation is $O(n)$ bit flips.

4 Unbounded Arrays

In a previous homework assignment, you were asked to read in some files such as the *Collected Works of Shakespeare*, the *Scrabble Players Dictionary*, or anonymous tweets collected from Twitter. What kind of data structure do we want to use when we read the file? In later parts of the assignment we want to look up words, perhaps sort them, so it is natural to want to use an array of strings, each string constituting a word. A problem is that before we start reading we don't know how many words there will be in the file so we cannot allocate an array of the right size! One solution uses either a queue or a stack.

A non-sorting variant of the self-sorting array interface that we discussed before doesn't seem like it would work, because it requires us to bound the size of the array — to know in advance how much data we'll need to store. Let's call this unsorted variant `uba_t` and rename the rest of the interface accordingly:

```
// typedef _____* uba_t;

int uba_len(uba_t A)
    /*@requires A != NULL;   @*/
    /*@ensures \result >= 0; @*/ ;

uba_t uba_new(int size)
    /*@requires 0 <= size;           @*/
    /*@ensures \result != NULL;     @*/
    /*@ensures uba_len(\result) == size; @*/;

string uba_get(uba_t A, int i)
    /*@requires A != NULL;           @*/
    /*@requires 0 <= i && i < uba_len(A); @*/;

void uba_set(uba_t A, int i, string x)
    /*@requires A != NULL;           @*/
    /*@requires 0 <= i && i < uba_len(A); @*/;
```

It would work, however, if we had an extended interface of *unbounded arrays*, where the `uba_add(A, x)` function increases the array's size to add `x` to the end of the array. There's a complementary operation, `uba_rem(A)`, that decreases the array's size by 1.

```

void uba_add(uba* A, string x)
    /*@requires A != NULL;    @*/;

string uba_rem(uba* A)
    /*@requires A != NULL;    @*/
    /*@requires 0 < uba_len(A); @*/;

```

We'd like to give all the operations in this extended array interface a running time in $O(1)$.¹ It's not practical to give `uba_add(A, x)` a worst case running time in $O(1)$, but with a careful implementation we can show that is possible to give the function an *amortized* running time in $O(1)$.

5 Implementing Unbounded Arrays

Our original implementation of an interface for self-sorting arrays had a struct with two fields: the data field, an actual array of strings, and a length field, which contained the length of the array. This value, which we will call the *limit* when talking about unbounded arrays, was what we returned to the users when they asked for the length of the array.

While it wouldn't work to have a limit that was *less* than the array length we are reporting to the user, we can certainly have an array limit that is greater: we'll store the potentially smaller number that we report in the size field.

```

typedef struct uba_header uba;
struct uba_header {
    int size;           /* 0 <= size && size < limit */
    int limit;         /* 0 < limit                */
    string data;      /* \length(data) == limit  */
};
typedef uba* uba_t;

int uba_len(uba* A)
    /*@requires is_uba(A);
    /*@ensures 0 <= \result && \result <= \length(A->data);
    {

```

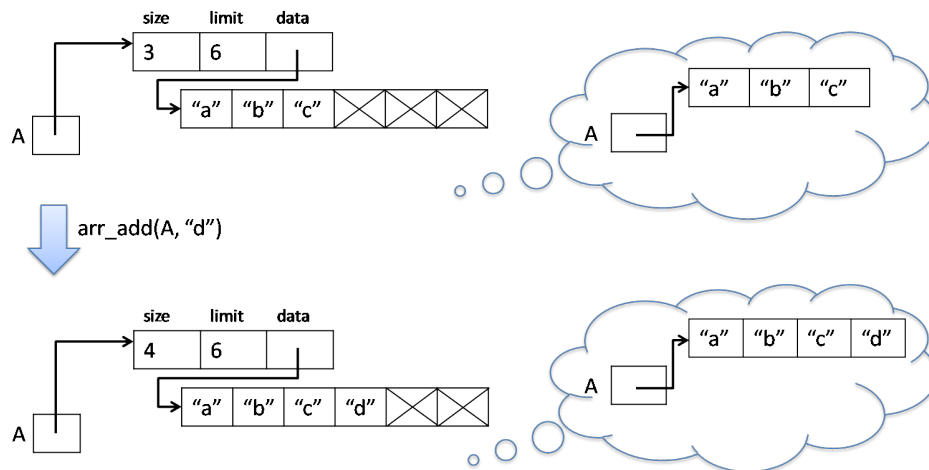
¹It's questionable at best whether we should think about `uba_new` being $O(1)$, because we have to allocate $O(n)$ space to get an array of length n and initialize all that space to default values. The operating system has enough tricks to get this cost down, however, that we usually think of array allocation as a constant-time operation.

```

return A->size;
}

```

If we reserve enough extra room, then most of the time when we need to use `uba_add` to append a new item onto the end of the array, we can do it by just incrementing the `size` field and putting the new element into an already-allocated cell in the data array.



The images to the left above represent how the data structure is actually stored in memory, and the images in the thought bubbles to the right represent how the client of our array library can think about the data structure after an `uba_add` operation.

The data structure invariant sketched out in comments above can be turned into an `is_uba` function like this:

```

bool is_uba_expected_length(string[] A, int limit) {
    //@assert \length(A) == limit;
    return true;
}

```

```

bool is_uba(uba* A) {
    return A != NULL
        && 0 <= A->size && A->size < A->limit
        && is_uba_expected_length(A->data, A->limit);
}

```

Because we require that the `size` be strictly less than the `limit`, we can always implement `uba_add` by storing the new string in `A->data[A->size]` and

then incrementing the size. But after incrementing the size, we might violate the data structure invariant! We'll use a helper function, `uba_resize`, to resize the array in this case.

```
void uba_add(uba* A, string x)
//@requires is_uba(A);
//@ensures is_uba(A);
{
    A->data[A->size] = x;
    (A->size)++;
    uba_resize(A);
}
```

The `uba_resize()` function works by allocating a new array, copying the old array's contents into the new array, and replacing `A->data` with the address of the newly allocated array.

```
void uba_resize(uba* A)
//@requires A != NULL && \length(A->data) == A->limit;
//@requires 0 < A->size && A->size <= A->limit;
//@ensures is_uba(A);
{
    if (A->size == A->limit) {
        assert(A->limit <= int_max() / 2); // Can't handle bigger
        A->limit = A->size * 2;
    } else {
        return;
    }

    //@assert 0 <= A->size && A->size < A->limit;
    string[] B = alloc_array(string, A->limit);

    for (int i = 0; i < A->size; i++)
        //@loop_invariant 0 <= i && i <= A->size;
        {
            B[i] = A->data[i];
        }

    A->data = B;
}
```

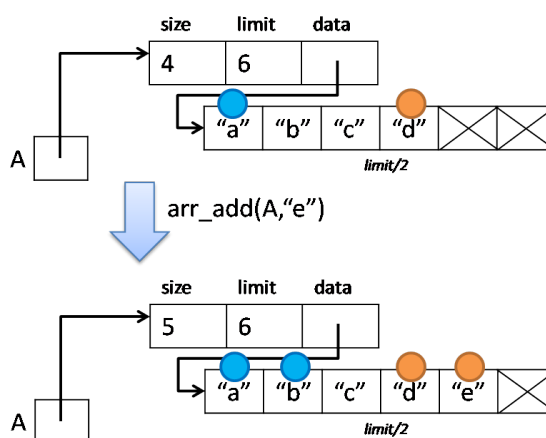
The assertion `assert(A->limit <= int_max() / 2)` is there because, with-

out it, we have to worry that doubling the limit in the next line might overflow. *Hard asserts* like this allow us to safely detect unlikely failures that we can't exclude with contracts but that we don't want to encode into our interface.

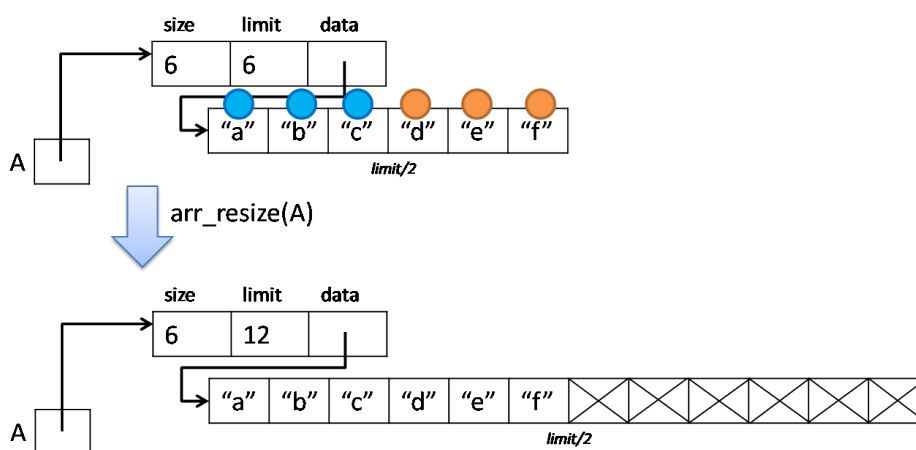
6 Amortized Analysis for Unbounded Arrays

Doubling the size of the array whenever we resize it allows us to give an amortized analysis concluding that every `uba_add` operation has an amortized cost of *three* array writes. Because array writes are our primary notion of cost, we say that one token allows us to write to an array one time.

Here's how the analysis works: our *data structure invariant* for tokens is that every cell in use in the *second half of the array* (i.e., each cell at index i in $[limit/2, size)$) and the corresponding cell in the first half of the array (at index $i - limit/2$) will have one token associated with it. For clarity, we color tokens in the first half of the array in blue and tokens in the second half in gold. Each time we add an element to the array (at index $size$), we use one token to perform that very write, store one gold token with this element for copying it next time we double the size the array in a future resize, and store one blue token for copying the corresponding element in the first half of the array (at index $size - limit/2$) on that same resize. Thus, budgeting three tokens for each `uba_add` operation suffices to preserve the data structure invariant in every case that doesn't cause the array to become totally full. We therefore assign an *amortized cost* of three tokens to the add operation.



In the cases where the addition does completely fill the array, we need to copy over every element in the old array into a new, larger array in order to preserve the $A \rightarrow \text{size} < A \rightarrow \text{limit}$ data structure invariant. This requires one write for every element in the old array. We can pay for each one of those writes because we now have one gold token for each element in the second half of the old array (at indices $[\text{limit}/2, \text{limit})$) and one blue token for each element in the first half of that array (at indices $[0, \text{limit}/2)$) — which is the same as having one token for each cell in the old array.



After the resize, exactly half the array is full, so our data structure invariant for tokens doesn't require us to have any tokens in reserve. This means that the data structure invariant is preserved in this case as well. In general, the number of tokens associated with an unbounded array is $2 \times \text{size} - \text{limit}$.

This establishes that the amortized cost of `uba_add` is three array writes. We do things that aren't array writes in the process of doing `uba_add`, but the cost is dominated by array writes, so this gives the right big-O notion of (amortized) cost.

7 Shrinking the array

In the example above, we only resized our array to make it bigger. We could also call `uba_resize(A)` in our `uba_rem` function, and allow that function to make the array either bigger or smaller.

```
string uba_rem(uba* A)
//@requires is_uba(A);
```

```
//@requires 0 < uba_len(A);
//@ensures is_uba(A);
{
  (A->size)--;
  string x = A->data[A->size];
  uba_resize(A);
  return x;
}
```

If we want `uba_rem` to take amortized constant time, it will not work to resize the array as soon as `A` is less than half full. An array that is exactly half full doesn't have any tokens in reserve, so it wouldn't be possible to pay for halving the size of the array in this case. In order to make the constant-time amortized cost work, the easiest thing to do is only resize the array when it is less than *one-quarter* full. If we make this change, it's possible to reflect it in the data structure invariant, requiring that `A->size` be in the range $[A->limit/4, A->limit)$ rather than the range $[0, A->limit)$ that we required before.

In order to show that this deletion operation has the correct amortized cost, we must extend our data structure invariant to also store tokens for every unused cell in the left half of the array. (See the exercises below.) Once we do so, we can conclude that *any* valid sequence of n operations (`uba_add` or `uba_rem`) that we perform on an unbounded array will take time in $O(n)$, even if any single one of those operations might take time proportional to the current length of the array.

8 Exercises

Exercise 1. *If we only add to an unbounded array, then we'll never have less than half of the array full. If we want `uba_rem` to be able to make the array smaller, we'll need to reserve tokens when the array is less than half full, not just when the array is more than half full. What is the precise data structure invariant we need? How many tokens (at minimum) do we need to per `uba_rem` operation in order to preserve it? What is the resulting amortized cost (in terms of array writes) of `uba_rem`?*

Exercise 2. *Here's the code for `uba_new`:*

```

53 uba* uba_new(int size)
54 //@requires 0 <= size;
55 //@ensures is_uba(\result);
56 //@ensures uba_len(\result) == size;
57 {
58     uba* A = alloc(uba);
59     int limit = size == 0 ? 1 : size*2;
60     A->data = alloc_array(string, limit);
61     A->size = size;
62     A->limit = limit;
63
64     return A;
65 }
```

*Line 59 initializes `limit` to 1 if `size` is equal to 0, and to `size*2` otherwise — do you see why?*

If we also said that we required n tokens to allocate an array of size n , then the `uba_new` function would obviously have a cost (amortized and worst-case) of $2n \in O(n)$. How many tokens would we need to budget for each `uba_add` and `uba_rem` operation in order to prove that these operations require an amortized constant number of tokens?

Exercise 3. *How would our amortized analysis change if we increased the size of the array by 50% instead of 100%? What if we increased it by 300%? You are allowed to have a cost in fractions of a token.*

Exercise 4. *When removing elements from the unbounded array we resize if the limit grossly exceeds its size. Namely when `L->size < L->limit/4`. Your first instinct might have been to already shrink the array when `L->size < L->limit/2`. We have argued by example why that does not give us constant amortized cost*

$O(n)$ for a sequence of n operations. We have also sketched an argument why $L \rightarrow \text{size} < L \rightarrow \text{limit}/4$ gives the right amortized cost. At which step in that argument would you notice that $L \rightarrow \text{size} < L \rightarrow \text{limit}/2$ is the wrong choice?

Exercise 5. When removing elements from the unbounded array we resize if the limit grossly exceeds its size. Namely when $L \rightarrow \text{size} \leq L \rightarrow \text{limit}/4$. Your first instinct might have been to already shrink the array when $L \rightarrow \text{size} \leq L \rightarrow \text{limit}/2$. We have argued by example why that does not give us constant amortized cost $O(n)$ for a sequence of n operations. We have also sketched an argument why $L \rightarrow \text{size} \leq L \rightarrow \text{limit}/2$ gives the right amortized cost. At which step in that argument would you notice that $L \rightarrow \text{size} \leq L \rightarrow \text{limit}/2$ is the wrong choice?